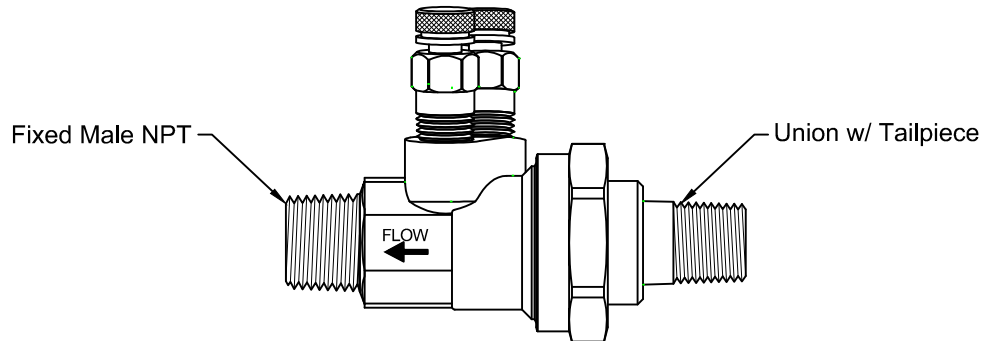




VU Series Specifications

Venturi w/ Integral Union x MPT



PRODUCT DESCRIPTION: The VU flow balancing brass venturi provides highly accurate flow measurement capabilities. The venturi includes an integral union on the inlet side with standard male pipe thread on the run-out side. The union end incorporates an o-ring for maximum sealing protection. The venturi comes standard with two pressure/temperature ports for instrument readings. The efficient low loss venturi design provides effective flow balancing with minimal system pressure loss. Union connection options include MNPT, FNPT, and SWT, and a variety of reductions.

Model	Size	Recommended Flow Ranges (GPM)		
		Minimum	@ 100"	@ 200"
VU050L	½"	0.3	1.2	1.8
VU050H	½"	0.9	2.9	4.2
VU075UL	½"	0.3	1.2	1.8
VU075L	¾"	0.9	2.9	4.2
VU075H	¾"	1.8	6.1	8.9
VU100	1"	2.8	9.8	14.3
VU125	1¼"	5.4	16.4	24.0
VU150	1½"	9.0	24.4	35.5
VU200	2"	16.0	40.8	69.3

STANDARD MATERIAL SPECIFICATIONS	
Venturi	Cast Copper Alloy B763-08a
O-Ring	EPDM
Tail Piece	Brass ASTM B124-09, B228-06, or B763-08a
Union Nut	Brass ASTM B455
PT Port	EDPM Dual Durometer Core
STANDARD OPERATING SPECIFICATIONS	
Maximum Working Pressure:	600 WOG / CWP
Maximum Operating Temperature:	40° F to 250° F
Specification information is provided to assist and is given without obligation or warranty. The Company reserves the right to make changes in design, materials, and/or specifications without notice or liability.	

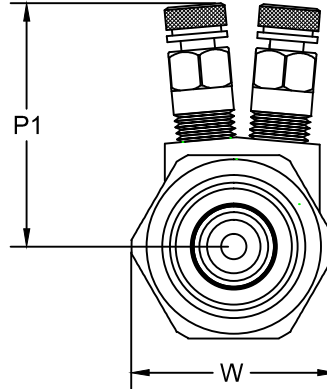
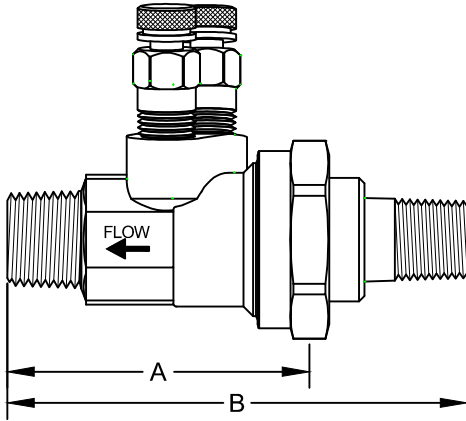
PRODUCT SPECIFICATIONS:

- Devices shall have a 15° regain chamber for optimal pressure regain and minimal permanent pressure drop
- Venturi tube shall be independent of the throttling valve
- Venturi tube shall include proper pipe diameters for optimal accuracy
- The Model VU shall have an accuracy rating of:
 - ±1% between 10" W.C. and 70" W.C.
 - ±3% between 5" W.C. and 150" W.C.
 - ±5% less than 5" W.C. and over 150" W.C.



VU Series Dimensions

Venturi w/ Integral Union x MPT



Model	Size	A	P1	W	Cv **
VU050L	½"	2.7	2.0	1.7	1.1
VU050H	½"	2.7	2.0	1.7	3.8
VU075UL *	¾"	2.7	2.1	1.8	1.1
VU075L	¾"	2.7	2.1	1.8	2.3
VU075H	¾"	2.7	2.1	1.8	8.0
VU100	1"	2.6	2.3	2.1	13.4
VU125	1¼"	2.8	2.4	2.4	25
VU150	1½"	3.7	2.8	2.8	31
VU200	2"	3.8	2.9	3.1	87

NOTE: Dimensions listed do not include ProPress or any other special fittings or adapters. All dimensions, weights, and materials are subject to minor variations. Consult with factory for confirmation of dimensions, weights, and material specifications.

* VU075UL Tailpiece size is ½"

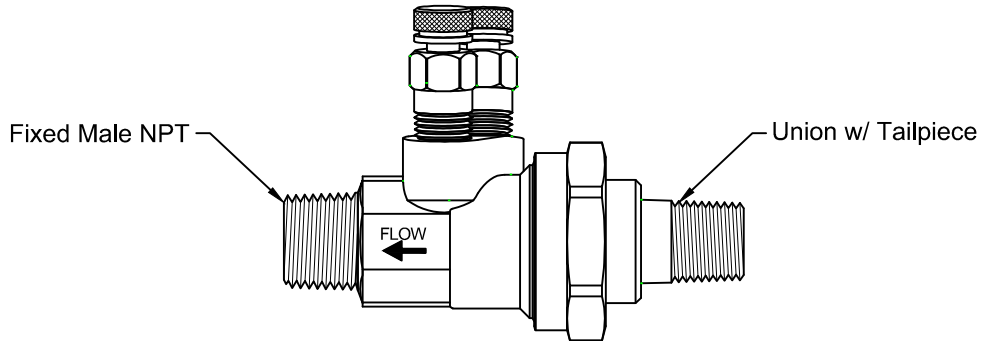
** Cv = Estimated with union connection same as inlet, no reductions.

Tail Piece	Size	B	Weight
½"	- M	4.2	0.7
	- F	3.3	0.6
	- S	3.3	0.6
½"	- M	4.2	0.9
	- F	3.8	0.9
	- S	3.4	0.8
¾"	- M	4.4	0.9
	- F	3.5	0.9
	- S	3.5	0.8
1"	- M	4.5	1.3
	- M	4.6	1.4
	- S	3.4	1.1
1"	- M	4.6	1.3
	- F	3.5	1.2
	- S	3.6	1.1
½"	- M	4.6	2.1
	¾"	4.8	2.3
	1"	4.8	2.3
1¼"	- M	4.8	2.4
	- F	3.8	2.3
	- S	3.9	2.0
¾"	- M	5.5	3.9
	1"	6.2	3.7
	1¼"	6.2	3.7
1½"	- M	6.2	3.8
	- F	4.9	3.4
	- S	4.9	3.2
2"	1"	5.8	5.9
	1¼"	6.8	5.9
	1½"	6.8	5.8
2"	- M	6.8	5.8
	- F	5.0	5.1
- S	5.2	4.7	

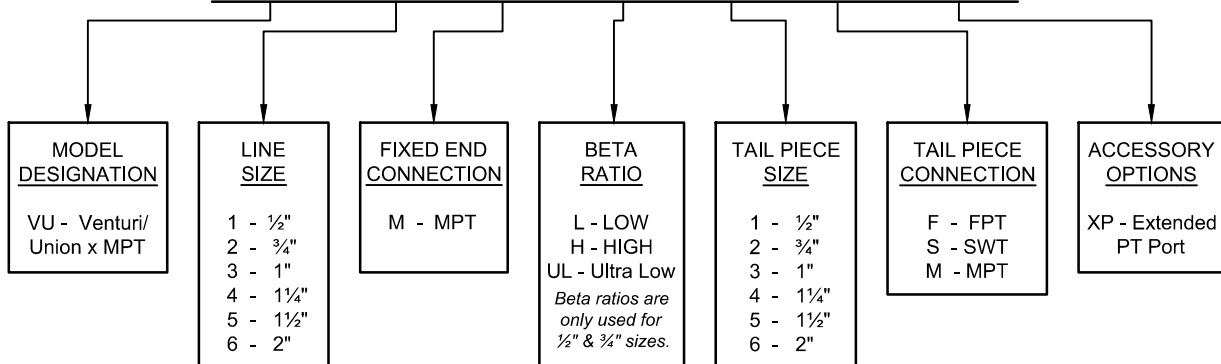
Note: Sweat size listed is nominal and will differ from the actual, measurable size.



VU Series Submittal
Venturi w/ Integral Union x MPT



VU - X - X - X - X - X - XX



JOB NAME:		REPRESENTATIVE:	
ENGINEER:		REF/PO#:	DATE:
CONTRACTOR:		SUBMITTED BY:	DATE:
PART # (See table above)	TAGGING/JOB INFORMATION	GPM	QUANTITY