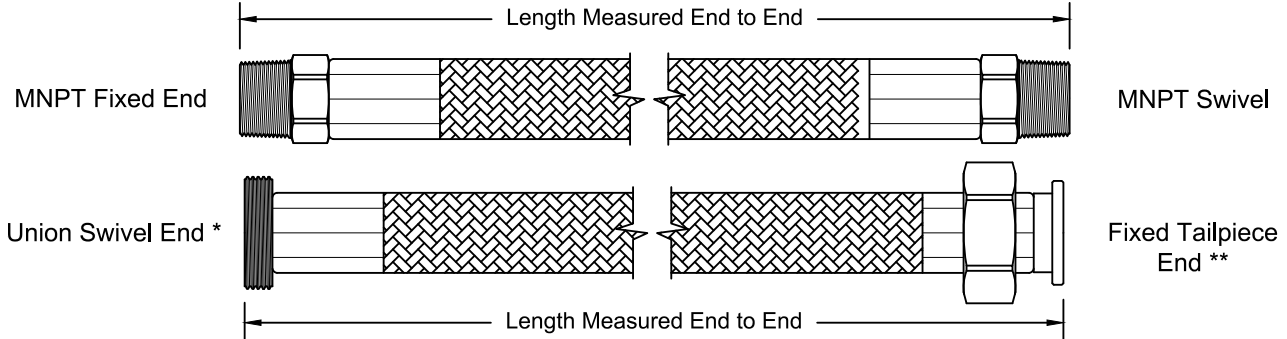




HSS Series Specifications Stainless Steel Braided Hose



PRODUCT DESCRIPTION: The Model HSS is a stainless steel braided hose that is abrasion resistant. The HSS has a CPE inner tube with brass end connections and stainless steel ferrules for the ½" - 1" hose sizes, and an EPDM inner tube with stainless steel ferrules and plated steel end connections for the 1¼" - 2" hose sizes. The flexible hose eases installation and is designed to withstand high pressures and varying temperatures. The standard end connections are MNPT Fixed x MNPT Swivel for ½" to 2", and FNPT Swivel for ½" to 2". Other available end connection options are FNPT Swivel, Union Swivel *, and Fixed Tailpiece** and accessory union connections; available for the ½" to 2" hose sizes. The Model HSS is BUY AMERICAN COMPLIANT.

* The Swivel Union comes standard with an EPDM O-ring, tailpiece, and union nut which must be specified at the time of order. The swivel union easily converts line connection types and offers line size reductions. The tailpieces are available in FNPT, MNPT, and Sweat ends.

** The Fixed Tailpiece hose end connection is designed to connect directly to union ended coil kit components (AFLB, AFLD, AU, CBV, IBU, or IVY). The tailpiece end eliminates multiple connections.

PRODUCT SPECIFICATIONS	
Tube	CPE (Chlorinated Polyethylene) for ½" - 1" sizes - SAE J1019 EPDM (Ethylene Propylene Diene Monomer) for 1¼" - 2" sizes - SAE 20R1-D1
Reinforcement	304L Stainless Steel braid cover meets UL-94 requirements
Ferrules	Type 304L stainless Steel
End Fittings	½" - 1" I.D. - Brass 1¼" - 2" I.D. - Steel Plated
End Connections	Fixed MNPT, FNPT, Swivel MNPT, Swivel FNPT (½"-2"), Swivel Union (½" - 2"), Fixed Tailpiece (½"-2")
Temperature Ratings	-40°F to 257°F (-40°C to 125°C) NOTE HOSE IS NOT INTENDED FOR STEAM APPLICATIONS.
	Meets UL-94 Requirements Fire Retardant Material (CPE)
Specification information is provided to assist and is given without obligation or warranty. The Company reserves the right to make changes in design, materials, and/or specifications without notice.	

Size	Length	Working PSI	Bend Radius	** Cv
½"	12, 18, 24, 30, 36	500	5"	7
¾"	12, 18, 24, 30, 36	500	7"	20
1"	12, 18, 24, 30, 36	500	10"	43
1¼"	12, 18, 24, 30, 36	200	12"	76
1½"	12, 18, 24, 30, 36	200	15"	130
2"	12, 18, 24, 30, 36	200	20"	280

Length is measured End to End on all hose connection types.

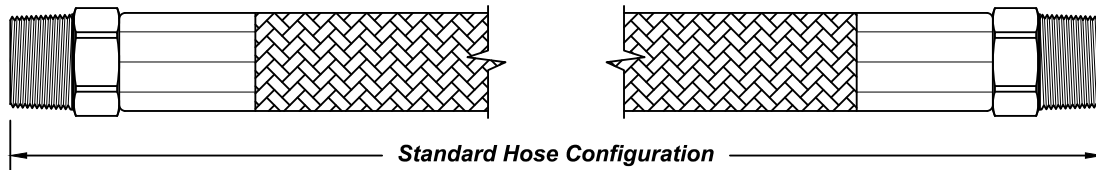
** Cv listed in chart above is for a 24" length hose. The Cv is estimated and can vary according to installation.



HSS Series Options Stainless Steel Braided Hose

Fixed MNPT

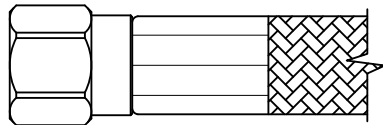
Swivel MNPT



Additional End Connections

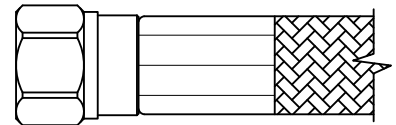
Swivel FNPT

Available in 1/2" thru 2"



Swivel FJIC

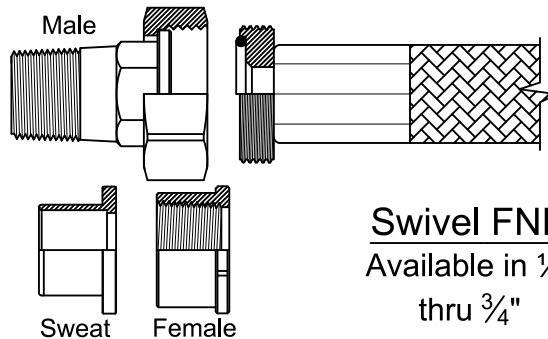
Available in 1/2" thru 1"



Swivel Union

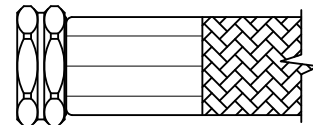
Available in 1/2" thru 1"

The Swivel Union must have the tailpiece connection size and type specified at time of order. Tailpiece options include FPT, SWT, MPT, and a variety of reductions.



Swivel FNH

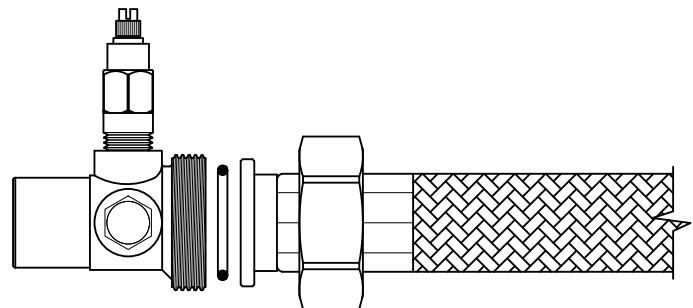
Available in 1/2" thru 3/4"



Fixed Tailpiece

Available in 1/2" thru 2"

The Fixed Tailpiece end connects directly to PRO Hydronic Specialties' union ended products.

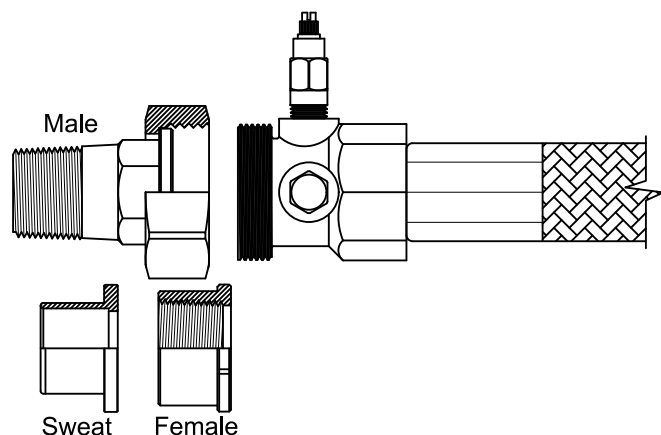


Swivel Accessory Union

Available in 1/2" thru 2"

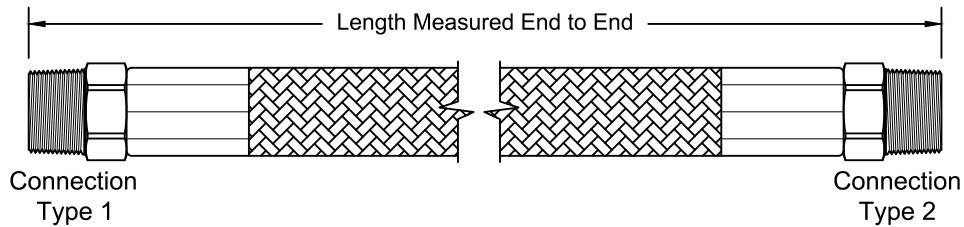
The Swivel Accessory Union must have the tailpiece connection size and type specified at time of order.

Tailpiece options include FPT, SWT, MPT, and a variety of reductions.





HSS Series Submittal Stainless Steel Braided Hose



HSS - X - XX - X - X - X - X

MODEL DESIGNATION	HOSE SIZE	HOSE LENGTH	CONNECTION TYPE 1	END DESCRIPTION 1	CONNECTION TYPE 2	END DESCRIPTION 2
HSS - Hose, Stainless Steel	1 - 1/2" 2 - 3/4" 3 - 1" 4 - 1 1/4" 5 - 1 1/2" 6 - 2"	12" 18" 24" 30" 36" <i>or specify a non-standard length in inches</i>	F - Female M - Male T - Tailpiece * U - Union ** UA - Accessory Union JF - Female JIC ** GH - Female Garden Hose **	F - FIXED S - SWIVEL * Tailpiece is ALWAYS Fixed. ** Is ALWAYS Swivel.	F - Female M - Male T - Tailpiece * U - Union ** UA - Accessory Union JF - Female JIC ** GH - Female Garden Hose **	F - FIXED S - SWIVEL * Tailpiece is ALWAYS Fixed. ** Is ALWAYS Swivel.

When ordering, at least one hose end connection must be a swivel.

JOB NAME:		REPRESENTATIVE:	
ENGINEER:		REF/PO#:	DATE:
CONTRACTOR:		SUBMITTED BY:	DATE:
PART # (See table above)		QUANTITY	