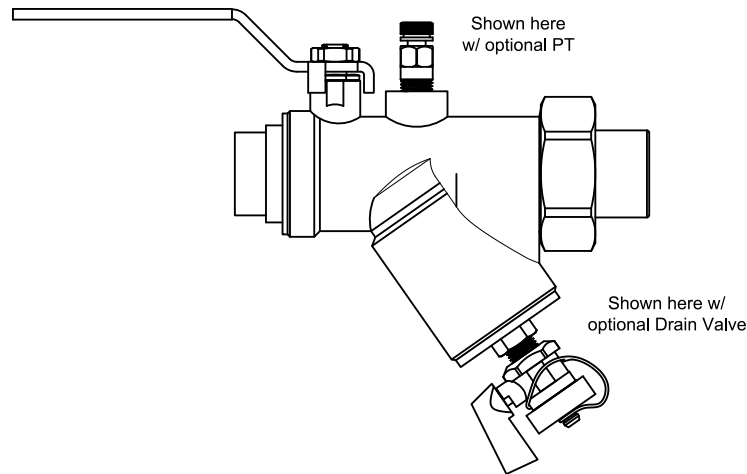


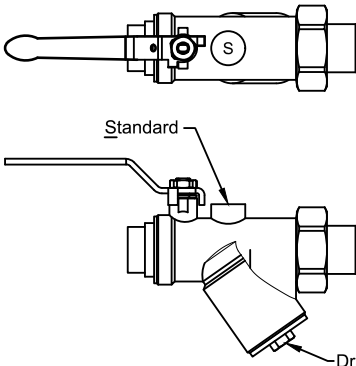


IVS Series Specifications

Integral Ball Valve/Wye Strainer/Union



PRODUCT DESCRIPTION: The IVS is an integral ball valve, wye-strainer and union. The IVY uses a full-port ball valve for positive shut-off and offers two (2) predrilled 1/4" taps for accessories to be installed. The strainer has a 20-mesh stainless steel screen to aid in debris removal. The strainer cap has a 1/4" tap for a hose-end drain valve. The ball valve has a PTFE packing gland, brass packing nut, and blow-out proof double o-ring stem seal. The fixed end connections may be FNPT or SWT. The union side connections include MNPT, FNPT, SWT, and a variety of reductions.

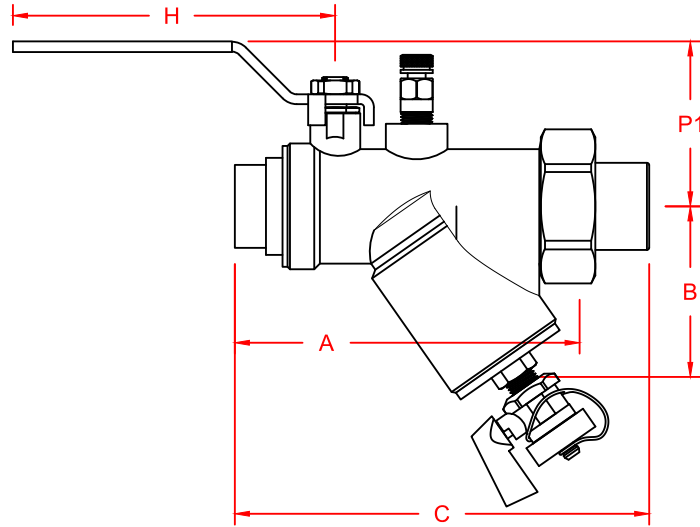
STANDARD MATERIAL SPECIFICATIONS		PORT LOCATIONS
Body	Forged Brass ASTM B283-06, or cast Brass ASTM B763-08A	
O-Ring	EPDM	
Tail Piece	Brass ASTM B124-09, B228-06, or B763-08a	
Union Nut	Brass ASTM B455	
PT Seal	EPDM Dual Durometer Core	
Handle	Chrome Plated Steel	
Stem	Brass ASTM B124-09 - Blow-Out Proof	
Ball	Chrome Plated Brass - Full Port	
Ball Seat	Teflon	
Packing Gland	Teflon	
Packing Nut	Brass ASTM B124-09, B228-06, or B763-08a	
STANDARD OPERATING SPECIFICATIONS		
Maximum Working Pressure: 600 WOG / CWP		
Maximum Operating Temperature: 40° F to 250° F		
Specification information is provided to assist and is given without obligation or warranty. The Company reserves the right to make changes in design, materials, and/or specifications without notice or liability.		

PRODUCT SPECIFICATIONS:

- Device shall have a full port isolation valve
- Device shall have a 20 mesh accessible strainer sleeve
- Device shall have a blow down for debris removal
- Device shall have a functional by-pass
- The strainer screen shall have a minimum 8:1 ratio of total area against the internal pipe diameter



IVS Series Dimensions Integral Ball Valve/Wye Strainer/Union



Model	Size	A	B	H	P1	* R
IVS1-SWT	1/2"	4.0	2.0	4.2	2.0	21:1
IVS2-SWT	3/4"	4.6	2.3	4.2	2.2	11:1
IVS3-SWT	1"	5.8	2.7	4.2	2.3	11:1
IVS1-FPT	1/2"	3.7	2.0	4.2	2.0	21:1
IVS2-FPT	3/4"	4.1	2.3	4.2	2.2	11:1
IVS3-FPT	1"	5.0	2.7	4.2	2.3	11:1

Note: Dimensions above do not include ProPress or any other special fittings or adapters. All dimensions, weights, and materials are subject to minor variations. Consult with factory for confirmation of dimensions, weights, and material specifications.

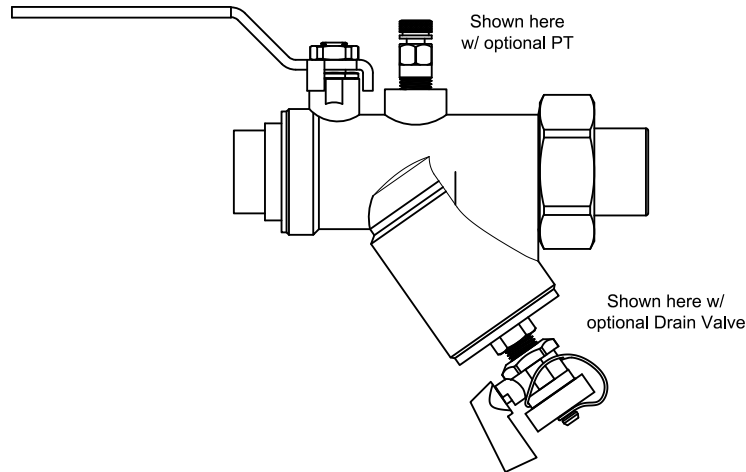
* R = Ratio of screen surface area to cross-sectional pipe diameter

Size	Tail Piece	C	Weight	Size	Tail Piece	C	Weight
1/2" SWT	- M	5.5	1.8	1/2" FPT	- M	5.2	1.6
	- F	4.6	1.5		- F	4.3	1.5
	- S	4.6	1.5		- S	4.3	1.5
3/4" SWT	- M	6.1	2.0	3/4" FPT	- M	5.6	2.1
	- F	5.7	2.1		- F	5.1	2.2
	- S	5.2	2.0		- S	4.7	2.0
	- M	6.2	2.1		- M	5.7	2.1
	- F	5.3	2.0		- F	4.8	2.0
	- S	5.5	2.0		- S	4.8	2.0
1" SWT	1/2" - M	7.8	3.0	1" FPT	1/2" - M	7.0	2.9
	3/4" - M	7.8	3.0		3/4" - M	7.0	2.9
	- S	6.6	2.7		- S	5.8	2.6
	- M	7.7	3.0		- M	7.0	2.9
	- F	6.7	2.8		- F	6.0	2.7
	- S	6.7	2.7		- S	6.0	2.7



IVS Series Submittal

Integral Ball Valve/Wye Strainer/Union



IVS - X - X - X - X - XX - XX

MODEL DESIGNATION	LINE SIZE	END CONNECTION	TAIL PIECE SIZE	TAIL PIECE CONNECTION	FIRST ACCESSORY OPTION	SECOND ACCESSORY OPTION
IVS - Integral Strainer Valve	1 - 1/2" 2 - 3/4" 3 - 1"	F - FPT S - SWT	1 - 1/2" 2 - 3/4" 3 - 1"	F - FPT S - SWT M - MPT	XH - Extended Handle PT - Press/Temp Port XP - Extended PT AV - Manual Air Vent AX - Extended AV H1 - 1/4" Hose-end Drain Valve HX - 1/4" Extended Drain Valve	XH - Extended Handle PT - Press/Temp Port XP - Extended PT AV - Manual Air Vent AX - Extended AV H1 - 1/4" Hose-end Drain Valve HX - 1/4" Extended Drain Valve

JOB NAME:		CUSTOMER:	
ENGINEER:		REF/PO#:	
CONTRACTOR:		SUBMITTED BY:	
		DATE:	
		DATE:	

PART # (See table above)	TAGGING/JOB INFORMATION	QUANTITY